



# SUA-110V1-x-S175

COLOR :

Black: B
White : W

## SPECIFICATIONS

### Electrical:

- 1.Current Rating: 1.5A / contact terminal
- 2.Voltage Rating: 30V DC
- 3.Contact Resistance: 30 milliohms Max
- 4.Dielectric Withstanding Voltage: 500 V AC AT Sec Level
- 5.Insulation Resistance: 1000 MEGA ohms Min

### Mechanical:

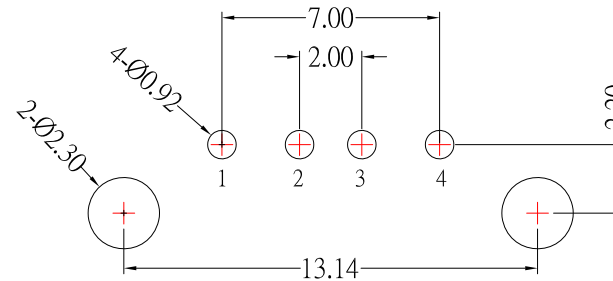
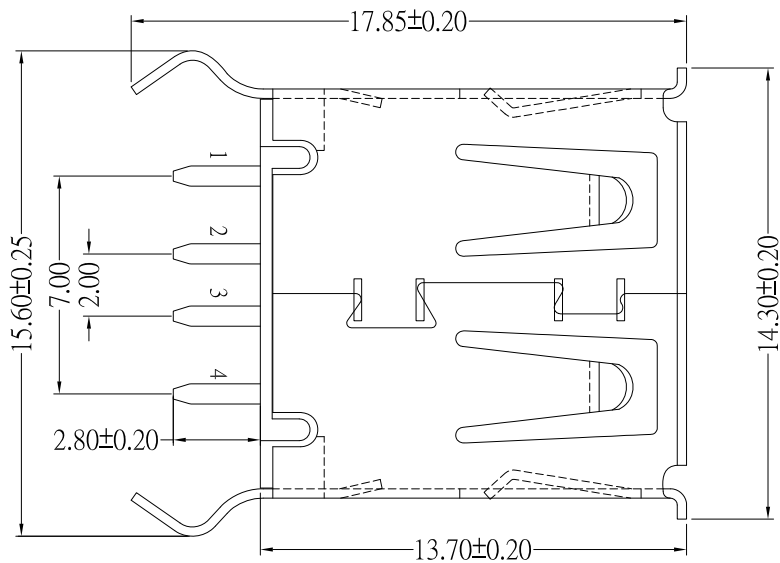
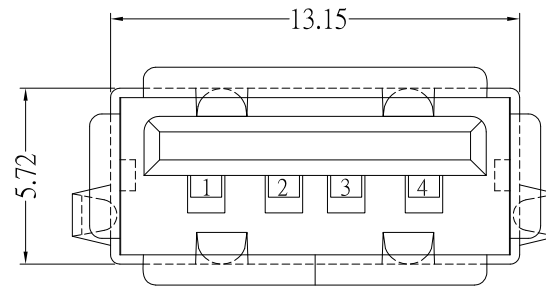
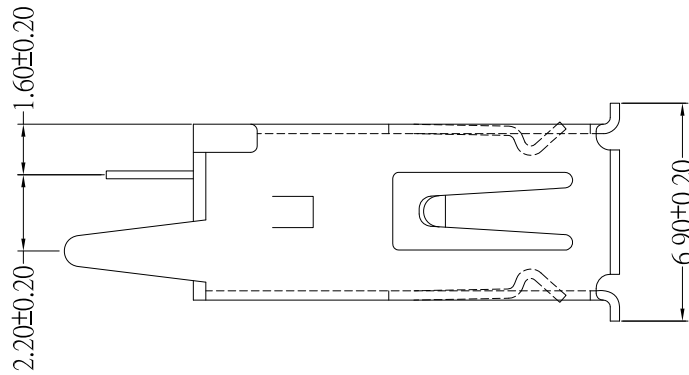
- 1.Connector Mate and Unmate Force  
Mate force: 3.57 kgf (Max)  
Unmate force: 1.02 kgf (Min)
- 2.Terminal Retention: 1.2 kgf (Min)

### Material:

- 1.Housing: PBT
- 2.Contact: BRASS
- 3.Shell: BRASS

### Finish:

- 1.Contact: Plated Gold in Mating Area ;  
Tin Plated on Solder Balls ;  
Nickel under plated overall
- 2.Shell: Nickel under Plated surface layer



P.C.B LAYOUT MOUNTING PATTERN

5	新增尺寸和公差	Jack	081324
4	更新材質	Jack	111617
3	新增PIN編號	Jack	070617
2	更新材質及鏡層	Jack	090413
1	更新PCB尺寸	Jack	081613
ITEM NO.	DESCRIPTION	DRAWN	DATE



TOLERANCE UNLESS OTHERWISE STATED :	Up to 5 ±0.2	3RD. ANGEL'S	UNITS	MM
	Above 5 ~ 15 ±0.3			
	Above 15 ~ 30 ±0.4			
	Above 30 ~ 50 ±0.5			
	Angle ±0.3°			

DRAWN BY:	DATE	MAT'L	TITLE	CONNECTOR
Jack Lu	08/13/24			
CHECKED BY:	DATE	FINISH	MODLE	USB AF 180 度
Jacky Chen	08/13/24			
APPROVED BY:	DATE	SCALE	DWG NO.	SUA-110V1-x-S175
Tony Kao	08/13/24	1 : 1		
SHEET NO.	1 of 1	PART NO.	SUA-110V1-x-S175	SIZE A4
				VER R5